
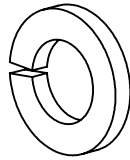


ASSEMBLY INSTRUCTIONS:
K90, K90/MAB, K90-SC and
K91/MAB,

INCLUDED HARDWARE



3/8-16 X 1.5" LONG
BUTTON HEAD SCREW
QTY. 2

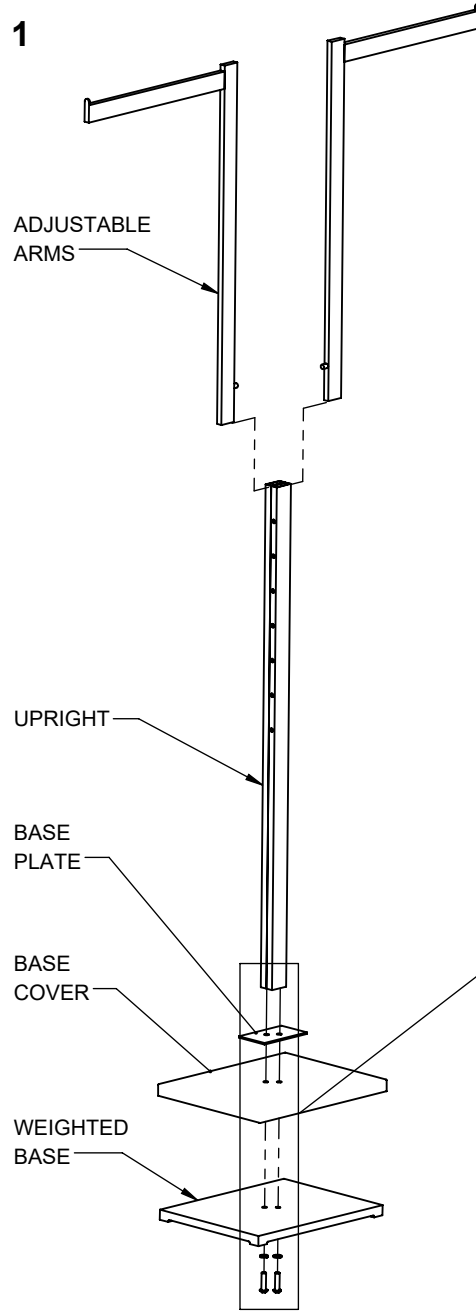


3/8" LOCK WASHER
QTY. 2



ALIEN KEY
QTY. 1

1



- ASSEMBLED THE WEIGHT BASE, BASE COVER, BASE PLATE, AND UPRIGHT AS SHOWN.
- DEPRESS THE SNAP BUTTONS AND INSTALL THE ADJUSTABLE ARMS.

